



KYRA24

Design column speaker 24 x 2"

Highlights:

- Multi-functional wall bracket allowing swiveling and down-tilting
- Slimline aluminum design
- 24 x 2" high-quality broadband speakers


The KYRA24 design column speaker consists of 24 x 2" high-quality aluminum cone full-range drivers, delivering extraordinary clarity and detailed sound. The overall continuous power handling reaches 240 Watt and the beamwidth of 174° x 7° (-6 dB avg 1 kHz - 4 kHz)* makes it the perfect match for acoustically difficult venues, reducing echo and microphone feedback which optimizes the speech intelligibility in reverberant venues.

The overall impedance of the speaker measures 4Ω, allowing it to be implemented in any low impedance audio system.

*Given dispersion values are the average beamwidth within the 1 kHz - 4 kHz frequency range (-6 dB - 1/3 oct), which are critical for the speech intelligibility in the main application field of these loudspeakers.

Applications:

- Education
- Public facilities
- Corporate spaces
- Houses of worship
- Events



Impedance:



System specifications:

Speaker type		Broadband column
Max. Power		480 W
RMS Power		240 W
Impedance		4 Ω
Sensitivity (1W/1m)		92 dB
Sound Pressure (Max. W/1m)		113 dB
Frequency	Range (-10 dB)	120 Hz - 20 kHz
	Response (± 3 dB)	150 Hz - 20 kHz
Drivers		24 x 2"
Ingress Protection rating		IP3x
Dispersion	Horizontal	174° (-6 dB avg 1 kHz - 4 kHz)
	Vertical	7° (-6 dB avg 1 kHz - 4 kHz)
Incline angle	Bottom	13°
	Left	42°
	Right	42°
Temperature	Operating	-20 - +50 °C

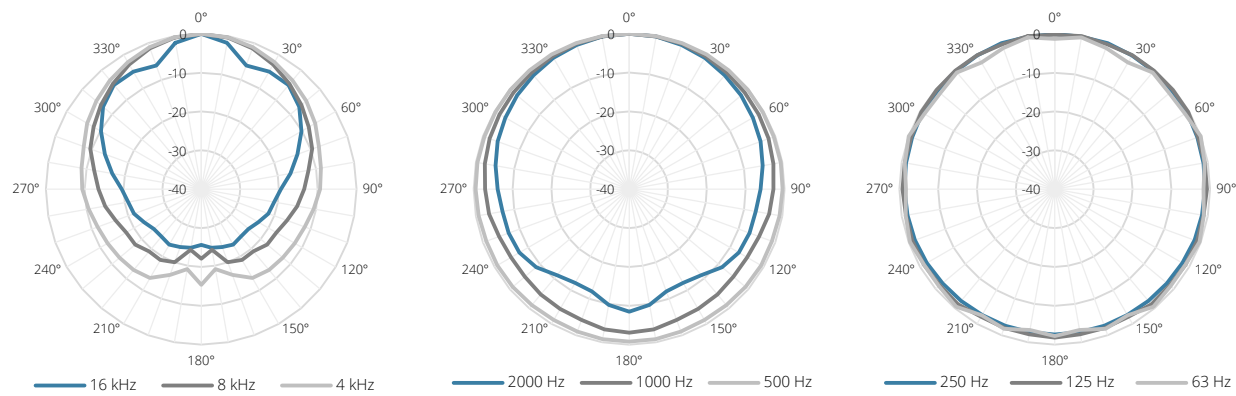
Product Features:

Front finish		Steel grill
Construction		Aluminium with plastic side covers
Dimensions		70 x 2006 x 101 mm (W x H x D)
Colours		Black (KYRA24/B - RAL9005)
		White (KYRA24/W - RAL9003)
Accessories	Included	2-way Revolving mounting bracket
		1 x 3-pin Euro Terminal Block Input connectors

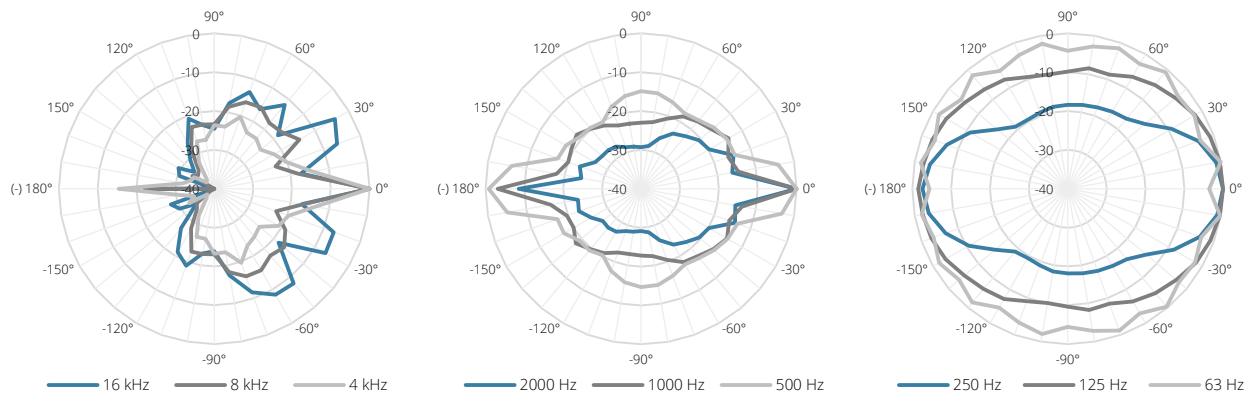
Variants:

- KYRA24/B - Black version
- KYRA24/W - White version

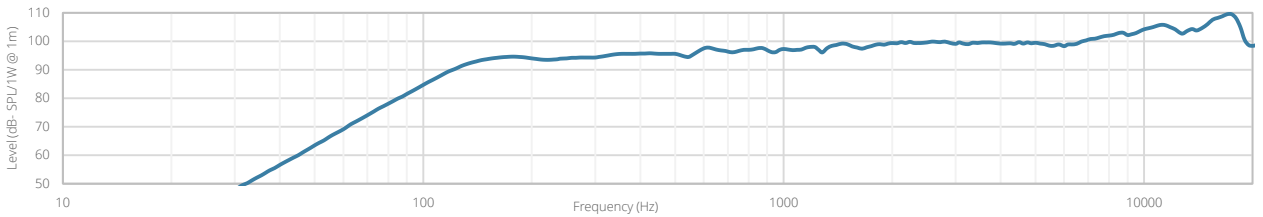
Horizontal Polars:



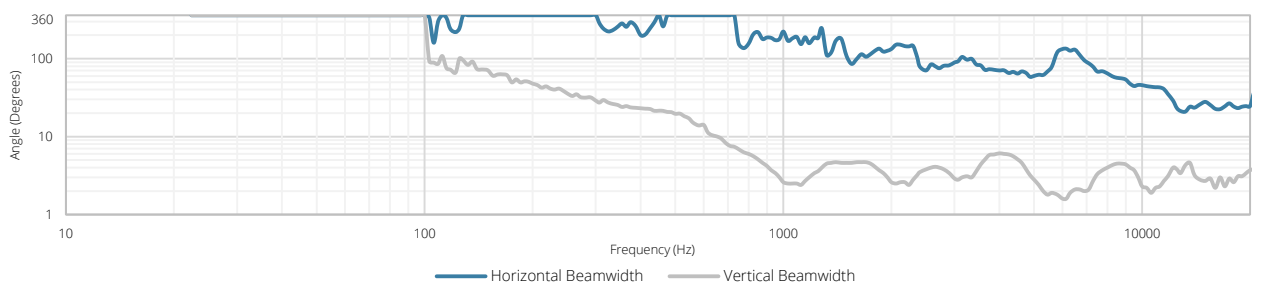
Vertical Polars:



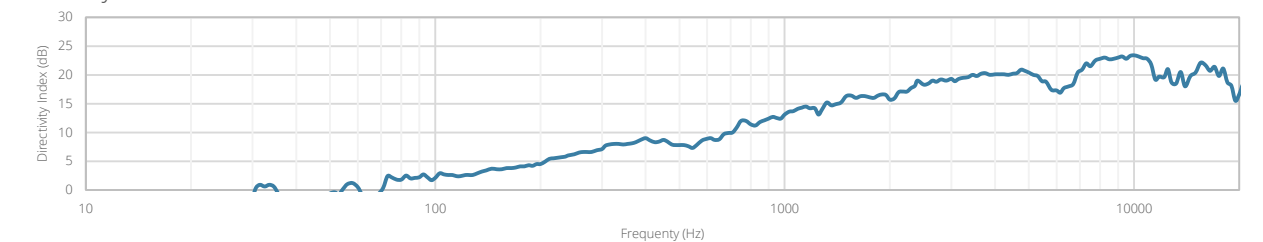
Sensitivity:

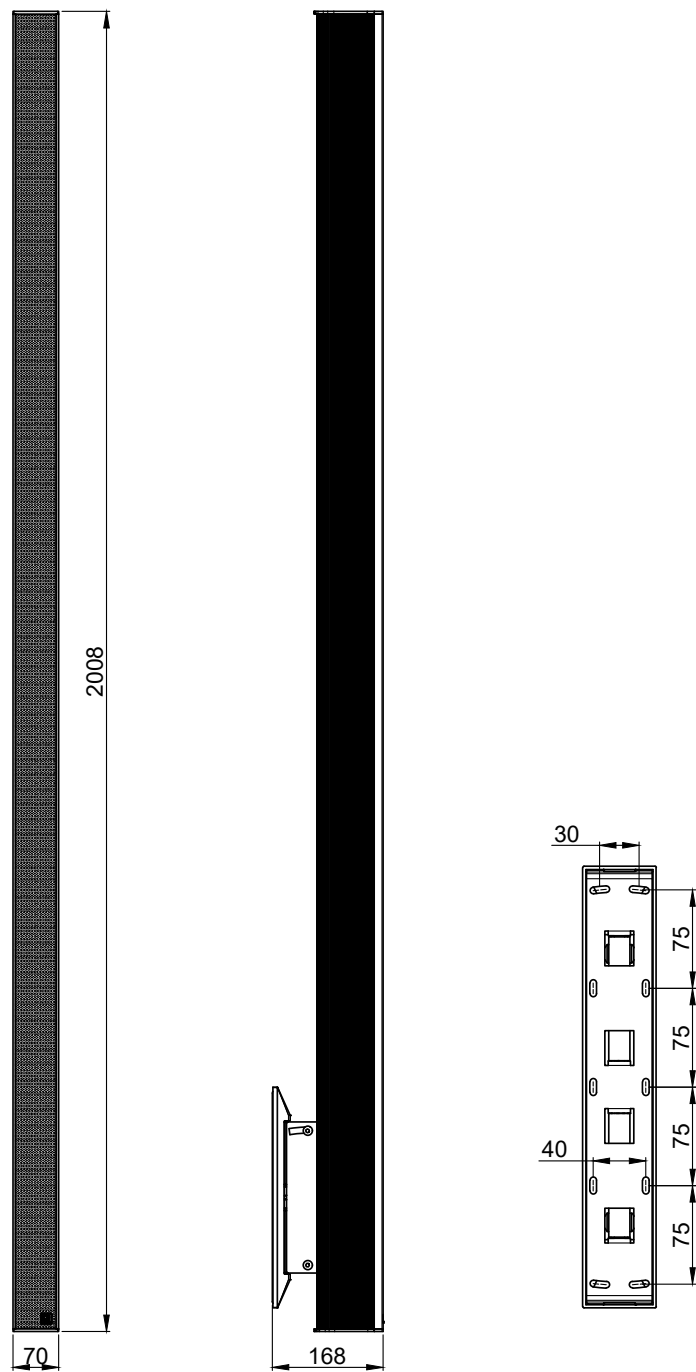



Beamwidth (-3dB):



Directivity index:





	KYRA24		Product description: DESIGN COLUMN SPEAKER 240W - 4 OHM	
	Weight: 6,5 kg	Outer dimensions: (w x h x d) 70 x 2008 x 168	Unit height: N/A	